




PRESTIGE INSTITUTE OF MANAGEMENT, GWALIOR
BALANCE SHEET AS AT 31ST MARCH, 2019


PARTICULARS	SCHEDULE	2018-19	2017-18
SOURCES OF FUNDS			
PRESTIGE EDUCATION SOCIETY	A	4,100,000.00	4,100,000.00
RESERVE & SURPLUS	B	258,842,691.43	210,039,229.37
INCOME & EXPENDITURE A/C			
UNSECURED LOANS	C	4,339,200.00	5,616,078.00
TOTAL :		267,281,891.43	219,755,307.37
APPLICATION OF FUND			
FIXED ASSETS	D		
GROSS BLOCK		180,325,213.56	150,903,277.56
LESS : DEPRECIATION		79,763,859.02	68,730,824.02
NET BLOCK		100,561,354.54	82,172,453.54
CURRENT ASSETS, LOANS & ADVANCES			
CASH & BANK BALANCE	E	15,078,410.00	16,475,405.91
LOANS & ADVANCES	F	198,390,640.89	158,482,593.92
		213,469,050.89	174,957,999.83
LESS : CURRENT LIABILITIES & PROVISIONS	G	46,748,514.00	37,375,146.00
		166,720,536.89	137,582,853.83
TOTAL :		267,281,891.43	219,755,307.37
NOTES ON ACCOUNTS	O		
AS PER OUR REPORT OF EVEN DATE ATTACHED			
For Sunil Betala & Co CHARTERED ACCOUNTANT (Chartered Accountants) (Sunil Betala) PROPRIETOR Betala Complex, INDORE-1 (M.P.) PLACE : INDORE DATED : Reg. No. 005548C		FOR PRESTIGE INSTITUTE OF MANAGEMENT, GWALIOR PROP. PRESTIGE EDUCATION SOCIETY SECRETARY VICE PRESIDENT	

21 OCT 2019


 Director
 Prestige Institute of Management
 & Research, Gwalior (M.P.)

PRESTIGE INSTITUTE OF MANAGEMENT, GWALIOR			
INCOME AND EXPENDITURE ACCOUNT FOR THE YEAR ENDED 31ST MARCH 2019			
PARTICULARS	SCHEDULE	2018-19	2017-18
INCOME			
FEES AND OTHER RECEIPTS	H	138,187,310.00	109,589,744.00
MISCELLANEOUS & OTHER INCOME	I	2,370,836.00	1,855,941.00
TOTAL		140,558,146.00	111,445,685.00
EXPENDITURE			
PERSONAL EXPENDITURE	J	40,315,699.00	35,835,563.00
OFFICE AND ESTABLISHMENT EXP.	K	34,059,268.94	26,907,171.58
EXAMINATION EXPENDITURE	L	1,628,176.00	1,093,584.00
HOSTAL EXPENDITURE	M	4,618,522.00	3,381,860.00
DEVL./MODERNIZATION RESERVE FUND		20,000,000.00	10,000,000.00
DEPRECIATION	D	11,033,035.00	9,067,965.00
		111,654,700.94	86,286,143.58
ADD (LESS) PAST YEAR ADJUSTMENT	N	28,903,445.06 (99,983.00)	25,159,541.42 (777.00)
INCOME (LOSS) FOR THE YEAR		28,803,462.06	25,158,764.42
NOTES ON ACCOUNTS	O		
AS PER OUR REPORT OF EVEN DATE ATTACHED			
FOR SUNIL BETALA & CO. CHARTERED ACCOUNTANT		FOR PRESTIGE INSTITUTE OF MANAGEMENT, GWALIOR PROP. PRESTIGE EDUCATION SOCIETY	
 (SUNIL BETALA) Proprietor INDORE-1(M.P.) M.No. 74923	 SECRETARY	 VICE PRESIDENT	
PLACE : INDORE.009548C			
DATED :			

21 OCT 2019


Director
Prestige Institute of Management
& Research, Gwalior (M.P.)

PRESTIGE INSTITUTE OF MANAGEMENT, GWALIOR
SCHEDULE OF FORMING PART OF THE BALANCE SHEET AS ON 31.03.2019

PARTICULARS	2018-19	2017-18
SCHEDULE : A		
CORPUS FUNDS		
PRESTIGE EDUACTION SOCIETY	4,100,000.00	4,100,000.00
	4,100,000.00	4,100,000.00
SCHEDULE : B		
INCOME & EXPENDITURE ACCOUNT		
OPENING BALANCE	125,039,229.37	99,880,464.95
ADD : EXCESS OF INCOME OVER EXPENDITURE DURING THE YEAR	28,803,462.06	25,158,764.42
	153,842,691.43	125,039,229.37
DEVELOPMENT & MODERNIZATION FUND		
AS PER LAST BALANCE SHEET	85,000,000.00	75,000,000.00
ADD: DURING THE YEAR	20,000,000.00	10,000,000.00
	258,842,691.43	210,039,229.37
SCHEDULE : C		
UNSECURED LOANS		
CAUTION MONEY	4,339,200.00	5,616,078.00
	4,339,200.00	5,616,078.00
SCHEDULE : E		
CURRENT ASSETS, LOANS AND ADVANCES		
CASH & BANK BALANCE		
CASH IN HAND	84,577.00	91,594.00
WITH SCHEDULE BANKS		
CURRENT A/C	13,535,609.00	15,005,948.91
FIXED DEPOSIT	1,458,224.00	1,377,863.00
	15,078,410.00	16,475,405.91
SCHEDULE : F		
LOANS AND ADVANCES		
A. ADVANCESS RECEIVABLE IN CASH OR IN KIND FOR WHICH VALUE TO RECEIVED	3,776,559.50	2,706,707.03
B. SECURITY DEPOSIT	1,241,356.00	1,210,646.00
C. PRESTIGE EDUCATION SOCIETY	170,161,805.39	132,258,400.89
D. DUE/UNPAID FEES	23,210,920.00	22,306,840.00
	198,390,640.89	158,482,593.92
SCHEDULE : G		
CURRENT LIABILITIES & PROVISION		
SUNDRY CREDITORS	3,014,240.00	2,577,670.00
PROVISIONS	12,698,758.00	10,026,686.00
ADVANCE TUTION FEE	29,932,615.00	23,799,798.00
ADVANCE DEVELOPMENT FEES	1,028,000.00	799,375.00
REGISTRATION FEE	0.00	110,000.00
UNNAT BHARAT ABHIYAN	50,000.00	0.00
AICTS (ICSSR)	24901.00	61617.00
	46,748,514.00	37,375,146.00
TOTAL	46,748,514.00	37,375,146.00


Director
 Prestige Institute of Management
 & Research, Gwalior (M.P.)

SCHEDULE : H	2018-19	2017-18
FEES AND OTHER RECEIPT		
TUITION FEES	113,597,643.00	89,997,615.00
DEVELOPMENT FEES	3,883,375.00	3,008,125.00
MISCELLANEOUS FEES/OTHER FEE	5,053,500.00	3,831,000.00
CULTURAL ACTIVITIES FEE	1,448,372.00	1,399,789.00
EXAMINATION FEES	1,038,250.00	535,598.00
ADDMISSION & FORM FEES	1,080,000.00	994,100.00
PLACEMENT FEES/IND.VISIT	1,755,000.00	1,488,600.00
BUS FEES	4,886,670.00	3,638,570.00
HOSTEL FEES A/C	4,430,300.00	3,833,247.00
STUDENTS INSURANCE FEE	1,014,200.00	863,100.00
TOTAL	138,187,310.00	109,589,744.00
SCHEDULE : I		
OTHER INCOME		
INT.ON F.D.,OTHER INCOME	109,193.00	98,411.00
CANTEEN RENT/BUILDING	166,333.00	197,877.00
LATE FEES & FINE/OTHER	1,188,835.00	1,083,627.00
PH.D FEE	188,400.00	0.00
GAMES AND SPORTS REGISTRATION	20,500.00	0.00
STUDENTS CLUB FEE/STU. WELFARE	382,252.00	59,092.00
CONSULTANCY FEE/ EDP	52,000.00	0.00
OTHER EXAMINATION FEE	263,323.00	416,934.00
TOTAL	2,370,836.00	1,855,941.00
SCHEDULE : J		
PERSONEL EXPENDITURE		
SALARY TO STAFF	4,458,873.00	3,927,378.00
SALARY TO REGULAR FACULTY	32,594,199.00	29,062,498.00
STAFF WELFARE	134,458.00	120,014.00
VISITING FACULTY EXP.	767,950.00	697,800.00
CONVEYANCE ALLOWANCE	17,700.00	0.00
COMPENSATION	250,000.00	0.00
EMPLOYEE PROVIDEND FUND	315,787.00	280,013.00
RECRUITMENT EXP.	0.00	18,700.00
P.P.F.	57,780.00	57,780.00
GRATUITY PREMIUM	1,500,000.00	1,500,000.00
CONTRIBUTION TO ESIC	218,952.00	171,380.00
TOTAL	40,315,699.00	35,835,563.00

Nishant Toshniwal
Director
Prestige Institute of Management
& Research, Gwalior (M.P.)

SCHEDULE : K	2018-19	2017-18
OFFICE AND ESTABLISHMENT EXPENSES		
ADVERTISEMENT EXPENSES	5,982,887.00	5,885,683.76
AFFILIATION FEES/ INSPECTION CHARGES	1,817,625.00	1,466,450.00
AUTONOMY EXP.	0.00	0.00
ALUMINI MEET	0.00	24,200.00
BANK COMMISSION CHARGES	50,806.35	34,037.72
BUS CHARGES	4,978,255.00	2,189,689.10
CONFERENCE & SEMINARS EXPENSES	2,319,713.00	2,653,583.00
CONSULTANCY CHARGES	379,250.00	360,000.00
CONVEYANCE EXPENSES	57,125.00	69,193.00
CULTURAL ACTIVITIES EXPENSES	875,468.00	728,922.00
EDUCATIONAL ASSISTANT	323,525.00	167,005.00
MERIT SCHOLARSHIP	1,588,253.00	720,000.00
ELECTRICITY EXPENSES	1,933,377.00	1,996,333.00
ESIC INTERST/ LATE FEE CHARGES	0.00	0.00
FACULTY DEVELOPMENT EXP	274,080.00	219,192.00
FREIGHT & CARTAGE EXPENSES	25,030.00	24,260.00
GAMES & SPORTS EXPENSES	283,174.00	188,058.00
GARDEN EXPENSES	3,048.00	19,677.00
INSTITUTE DEVELOPMENT EXP.	3,287,505.00	1,586,961.00
INSURANCE EXPENSES	33,425.00	93,049.00
INSURANCE EXPENSES (STUDENT)	984,520.00	858,860.00
INTEREST ON TDS	1,500.00	7,052.00
LEGAL EXPENSES	133,950.00	308,050.00
LIBRARY EXPENSES	15,625.00	2,908.00
MEMBERSHIP & SUBSCRIPTION EXPENSES	268,308.00	140,711.00
NAAC EXP.	0.00	0.00
NBA EXP.	0.00	0.00
GENERAL BOOK EXP.	63,815.00	57,859.00
OFFICE EXPENSES	51,918.00	49,224.00
PLACEMENT & INDUSTRIAL VISIT EXP.	675,859.00	753,346.00
POSTAGE & TELEGRAMS EXPENSES	106,578.00	53,516.00
PROFESSIONAL TAX	2,500.00	2,500.00
PROPERTY TAX	136,383.00	136,183.00
REPAIR & MAINTENANCE BUILDING	2,165,202.00	1,506,344.00
REPAIR & MAINTENANCE FURNITURE	97,869.00	41,242.00
REPAIRS & MAINT - COMPUTER	181,574.00	96,752.00
REPAIRS & MAINT - EQUIPMENTS	320,300.50	209,213.00
REPAIRS & MAINT - GENERATOR	52,815.00	47,760.10
REPAIRS & MAINTENANCE ELECT.	102,144.00	70,582.00
ROTACT CLUB EXP.	0.00	2,685.00
SECURITY EXP.	1,306,127.00	840,505.00
SOFTWARE DEVELOPMENT EXP.	131,168.00	194,545.00
STATIONERY & PRINTING/ JOURNAL EXPENSES	976,503.00	934,473.00
STU.WELFARE/MANAGEMENT ST.CLUB	1,142,537.00	1,236,126.00
SUNDRY BALANCE WRITEN OFF	47,850.00	0.00
TELEPHONE AND INTERNET	572,522.00	508,090.00
TRAVELING EXPENSES	309,155.09	422,351.90
	=====	=====
TOTAL	34,059,268.94	26,907,171.58
	=====	=====

SCHEDULE : L

EXAMINATION EXPENDITURE

EXAMINATION EXPENSES	1,146,238.00	556,356.00
ENTRANCE EXPENSES./COUNSELLING EXP.	370,218.00	315,048.00
OTHER EXAMINATION EXPENSES	111,720.00	222,180.00
	=====	=====
TOTAL	1,628,176.00	1,093,584.00
	=====	=====

SCHEDULE : M

HOSTEL EXPENDITURE	4,618,522.00	3,381,860.00
	=====	=====
TOTAL	4,618,522.00	3,381,860.00
	=====	=====

Director
Prestige Institute of Management
& Research, Gwalior (M.P.)

SCHEDULE : N

PAST YEAR ADJUSTMENT

INCOME

SUPER STATIONARY MART	0	0
RAVINDRA DOGRA	0.00	7,000.00

EXPENDITURE	TOTAL 'A'	
-----		-----
	0.00	7,000.00
		=====

STUDENT WELFARE	27,183.00	0.00
ADVERTISEMENT EXP.	18,900.00	0.00
LEGAL EXP.	1,000.00	0.00
TUTION FEE	52,900.00	0.00
FEED MILS	0.00	0.00
PLACEMENT EXP.	0.00	1,377.00
SCHOLARSHIP INSTITUTE	0.00	5,000.00
STAFF WELFARE	0.00	600.00
PRINTING EXP.	0.00	800.00

	TOTAL 'B'	
	99,983.00	7,777.00

	TOTAL A-B	
	(99,983.00)	(777.00)
	=====	=====

Nishant Toshniwal

Director

Prestige Institute of Management
& Research, Gwalior (M.P.)

PRESTIGE INSTITUTE OF MANAGEMENT, GWALIOR

FIXED ASSETS 2018-19

PARTICULARS	GROSS BLOCK			DEPRECIATION			NET BLOCK	
	AS ON 01-04-2018	ADDITION	TOTAL	AS ON 01-04-2018	PROVIDED FOR THE YEAR	TOTAL	AS ON 31-03-2019	
1. COMPUTERS 40%	12367163.00	508373.00	12875536.00	11739458.20	452541.00	12191999.20	683536.80	31
2. FURNITURE & FIXTURE 10%	8893253.50	3211248.00	12104501.50	4252662.45	762580.00	5015242.45	7089259.05	4
3. OFFICE EQUIPMENTS 15%	5356327.00	1183666.00	6539993.00	3047642.70	516849.00	3564491.70	2975501.30	2
4. LIBRARY BOOKS 15%	4040224.25	232207.00	4272431.25	2806194.16	207364.00	3013558.16	1258873.09	1
5. PHOTO COPIER 15%	97219.00	0.00	97219.00	96042.95	176.00	96218.95	1000.05	
6. LAND AT GWALIOR	2232731.30	0.00	2232731.30	0.00	0.00	0.00	2232731.30	2
7. ELECTRIC INSTALLATION 15%	3307431.15	66334.00	3373765.15	2258280.92	166002.00	2424282.92	949482.23	10
8 BUILDING 10%	108840528.36	21392871.00	130233399.36	41838272.49	7917839.00	49756111.49	80477287.87	670
9. HOSTEL EQUIPMENTS 15%	483693.00	90990.00	574683.00	229247.20	51460.00	280707.20	293975.80	2
10. HOSTEL FURNITURE 10%	0.00	111247.00	111247.00	0.00	9971.00	9971.00	101276.00	
11. BUS A/C. 15%	5284707.00	0.00	5284707.00	2463022.95	423253.00	2886275.95	2398431.05	28
12. SOLAR PENAL A/C. 40%	0.00	2625000.00	2625000.00	0.00	525000.00	525000.00	2100000.00	
	150903277.56	29421936.00	180325213.56	68730824.02	11033035.00	79763859.02	100561354.54	82
PREVIOUS YEAR	130988366.56	19914911.00	150903277.56	59662859.02	9067965.00	68730824.02	82172453.54	713


Nishant Prashar
 Director
 Prestige Institute of Management
 & Research, Gwalior (M.P.)